

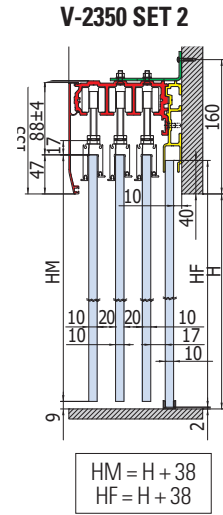
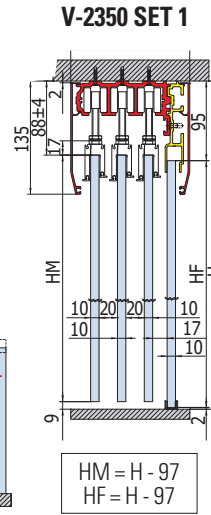
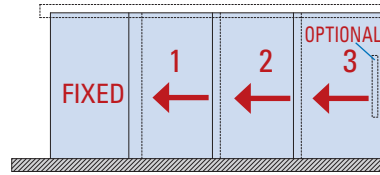
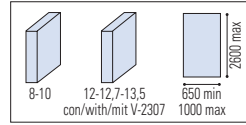


TELESCOPICO SINCRO 3 VIE+FISSO



V-2350
 TRASCINAMENTO SINCRO CON CINGHIA
 SINCRO DRAGGING SYSTEM WITH TOOTHED BELT
 SINCRO MITNEHMER KIT MIT ZAHNRIEMEN

100 Kg

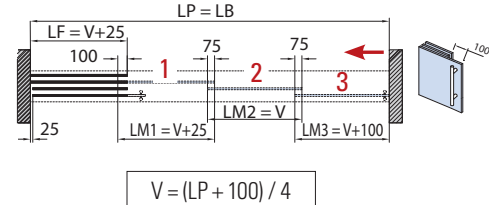
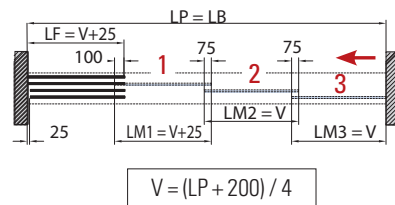


V-2350 SET 1

€▶A.547

• Soffitto • Ceiling • Decke

- Sistema per 3 ante scorrevoli telescopiche e vetro fisso, con kit di trascinamento Sincro, fissaggio a soffitto
- Telescopic sliding door system 3-ways and fixed panel, with Sincro dragging mechanism, ceiling installation
- Teleskopisches Schiebetürsystem 3-läufig mit Seitenteil, mit Sincro Mitnehmer Kit, Deckenmontage

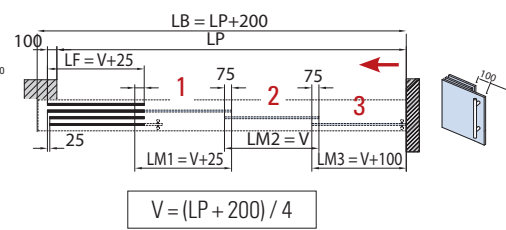
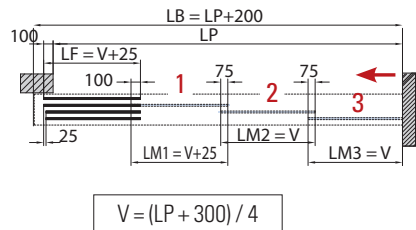


V-2350 SET 2

€▶A.548

• Parete • Wall • Wand

- Sistema per 3 ante scorrevoli telescopiche e vetro fisso, con kit di trascinamento Sincro, fissaggio a parete
- Telescopic sliding door system 3-ways and fixed panel, with Sincro dragging mechanism, wall installation
- Teleskopisches Schiebetürsystem 3-läufig mit Seitenteil, mit Sincro Mitnehmer Kit, Wandmontage



TELESCOPIC

xla323 / xme227-B

COMPONENTI / COMPONENTS / EINZELTEILE ▶ 146



OPTIONAL		<ul style="list-style-type: none"> • Guarnizioni per sede vetro fisso • Gaskets for fixed glass • Dichtungen für Seitenteil
VP-019-MT	VP-018-MT	
2	3	
1000 mm		
		2000 mm
		3000 mm

Cod.	Fin. / Fin. / Oberf.	V-2350 SET 1 FIX	V-2350 SET 1-MIS	V-2350 SET 2 FIX	V-2350 SET 2-MIS
V-2300 L=2000 L=3000 L=4000 L=6000	-	1	-	1	-
V-2300-MIS L = 1500→6000	-	-	1	-	1
V-2101 L=2000 L=3000 L=4000 L=6000	AN / IXE	2	-	1	-
V-2101-MIS L = 1500→6000	AN / IXE	-	2	-	1
V-2104 L=2000 L=3000 L=4000 L=6000	-	1	-	1	-
V-2104-MIS L = 1500→6000	-	-	1	-	1
V-2303	-	1	1	1	1
V-2306	-	1	1	1	1
V-2205 Staffa / Bracket / Winkelverbinder	-	-	-	1 x 400 mm	1 x 400 mm
V-2204 Soft-close (OPTIONAL)	-	(1)	(1)	(1)	(1)
V-2309-P Tappo per parete / Endcap for wall / Endkappe für Wand	AN	-	-	1	1
V-2309-S Tappo per soffitto / Endcap for ceiling / Endkappe für Decke	AN	1	1	-	-